

edTPA Registration Overview

This guide provides an overview of the edTPA registration process.

1. [Getting Started](#)
2. [Create an Account](#)
3. [Register](#)
 - a. [Choose Your Assessment](#)
 - b. [Answer the Background Questions](#)
 - c. [Answer the Score Reporting Options Questions](#)
 - d. [Review Your Registration](#)
4. [Check Out and Provide Payment](#)
5. [Select Your Portfolio System](#)
6. [Start Building Your Portfolio](#)

1. Getting Started

Register for edTPA at www.tx.nesinc.com. Click Register in the top navigation.



Then, on the Register page, click the edTPA Pilot tab. Before registering, review the resources available on the [Getting Started page](#) to prepare for edTPA, read the [program policies](#) including the Submission Requirements, review [online training materials](#), identify your portfolio system, and check submission and reporting dates.

Register

Registration is available online 24 hours a day, 7 days a week.

Select the appropriate tab below to review important information before registering for your exam or assessment.

AAFCS, TASC, TEXES

edTPA Pilot

Before You Register

1. Review [Getting Started](#) to find resources to prepare for edTPA, read the eligibility requirements, access online training, identify your portfolio system, and review submission and reporting dates.
2. Read the [candidate policies](#) for participation in edTPA.
3. Review the [edTPA Registration Overview](#), which describes the registration process and details the information you will be asked to provide when you register.

Select a portfolio system to review the instructions on how to build your portfolio using that system.

Register to Take or Retake the Full Assessment

All candidates will register on this website. Some candidates will continue on this site and build their portfolio here, while other candidates will build their portfolio on another portfolio system currently in use at their educator preparation program. Review the instructions for the system used by your program:

Expand All

Pearson ePortfolio System	+
Integrated edTPA Platform Provider System	+
Other Platform Provider System	+

Which portfolio system should I use ?

Register for a Partial Retake

Note: If you are unsure of which portfolio system you will be using, select “Which portfolio system should I use?” for help, or ask your faculty advisor before you register.


After reviewing the instructions for the system you will be using, click Register Now.

Pearson ePortfolio System

Candidates Using the Pearson ePortfolio System

If you will be building your portfolio on this site, please follow these instructions to register:

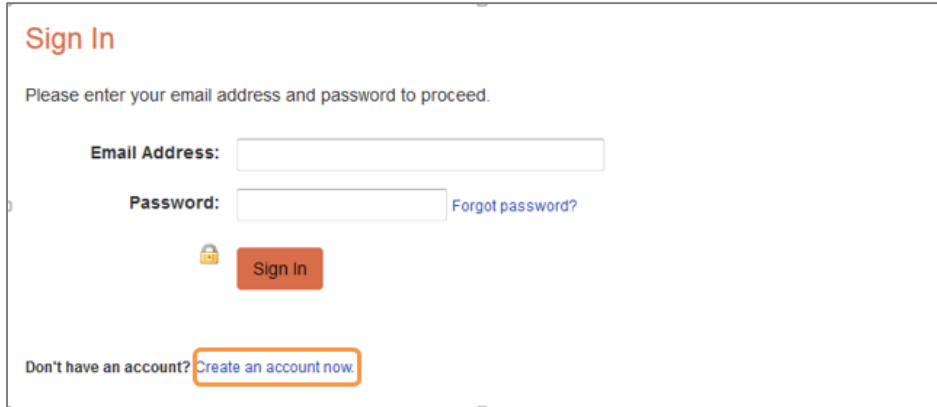
1. Click "Register Now" below. If this is your first time using the system, click the link for "Create an account now" to create an account.
2. Register for edTPA by following the system instructions to select your approved assessment area(s) and answer the background questions.

 Be sure to allow adequate time, perhaps up to several days, before your planned submission date to upload and review your files in the Pearson system and to complete the submission process for scoring.


Register Now

2. Create an Account

On the sign-in screen, click the link to “Create an account now.”



The screenshot shows a 'Sign In' page with the following elements:

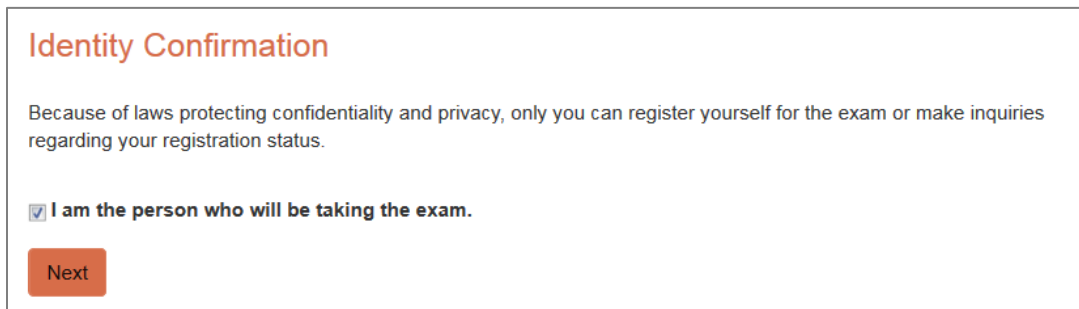
- Sign In** (orange heading)
- Please enter your email address and password to proceed.
- Email Address:** [text input field]
- Password:** [text input field] [Forgot password?](#)
-  **Sign In** (orange button)
- Don't have an account? [Create an account now.](#) (blue link, highlighted with an orange box)

The system will take you through the account-creation process, where you will specify a permanent email address to use as your username, create a password, and choose a security question and answer. You will also need to provide your TEA ID number so that your Pearson account can be linked to your TEA Educator Profile.

If you have previously created an account, you may sign in using your email address and the password you established when you created the account.

3. Register

To continue, you are required to confirm your identity.



The screenshot shows an 'Identity Confirmation' page with the following elements:

- Identity Confirmation** (orange heading)
- Because of laws protecting confidentiality and privacy, only you can register yourself for the exam or make inquiries regarding your registration status.
- I am the person who will be taking the exam.**
- Next** (orange button)

A. Choose Your Assessment

You will be able to select only those assessments for which you are approved.

Exam/Assessment Selection

Select from the list of approved exams/assessments below. At a single exam appointment, you may take one exam.

If your exam/assessment is not listed below, contact your EPP to ensure you have been approved. The exams/assessments indicated below are the only ones that you are currently approved to take. If you are not enrolled with an EPP, submit a request through the [TEA Help Desk](#).

Exam	Options
Secondary English-Language Arts (National)	Add

[Previous](#) [Next](#)

B. Answer the Background Questions

You will be asked to answer the following series of questions. When you are registering, answer these questions as best you can. You will be able to update your answers after you register, at any time up until you submit your portfolio.

Question	Instruction
edTPA Field/Specialty Area	<p>Select the field specialty area which most closely corresponds with the learning segment referenced in your edTPA portfolio submission. The submission will be scored by a subject area expert for the field specialty area you select. Some assessment areas have multiple specialty areas to choose from, while others have only one option.</p> <p>If you do not see your field/specialty area listed on this screen, check your assessment selection to ensure it is the one you intended. To do this, click the Previous button until you return to the Assessment Selection screen and verify your selection. You may update your selection now, if necessary.</p> <p>If you have questions about your assessment selection and edTPA field/specialty area, consult with your faculty advisor before continuing to register.</p> <p>Should I Select a Bilingual Placement?</p> <p>Select a bilingual placement option only if you are completing the Elementary Education: Literacy with Mathematics Task 4 assessment and have a bilingual placement with instruction in Spanish.</p> <p>Otherwise, if you are in a bilingual placement with instruction in a language other than English, you must select a non-bilingual specialty area.</p> <p>For Candidates Registering for Special Education</p> <p>Select the option that most closely describes the focus learner's primary disability as identified in the IEP. For this assessment area, you will develop an in-depth case of one learner, your focus learner.</p>
edTPA Language	<p>Indicate whether you will be submitting materials (documents and/or videos) that were written or recorded in a language other than English.</p> <p>If I Respond "Yes," Am I Required to Submit Translations?</p> <p>If you respond "Yes," in most cases you must provide translations/transcripts for any files (documents, videos, etc.) that are written or recorded in a language other than English. Be sure to carefully follow the instructions in your handbook and in the submission requirements.</p> <p>Exception:</p> <p>If you are registering for any one of the following assessment areas/specialty areas, you do not have to provide translations even if you respond "Yes" here:</p> <ul style="list-style-type: none"> • any World Language • any Classical Language • Elementary Education: Literacy with Mathematics Task 4—Bilingual placement with instruction in Spanish • Special Education—Deaf and hearing impaired (for ASL only)

Question	Instruction
Teacher Preparation Route	<p>Please indicate which option most accurately describes your teacher preparation route.</p> <p>Options are:</p> <ul style="list-style-type: none"> • Traditional university-based educator preparation program (no affiliation with alternative preparation route) • Teach for America • Alternative route affiliated with a university or college-based program • Alternative route affiliated with a district provider • Other: Not Listed • Decline to Answer
Classroom Grade Level	<p>From the list of choices, select the one grade level that best describes your edTPA classroom context. If your classroom is a mixed-grade setting, select the grade level that most closely corresponds to the majority of students or to the group of students with whom you are working.</p>
School Locale	<p>Select one location that best describes your edTPA classroom context.</p> <p>Options are:</p> <ul style="list-style-type: none"> • City • Suburb • Town • Rural • Decline to Answer
English Language Proficiency	<p>If English is your primary language, answer Yes. Otherwise, answer No. <i>You may decline to answer this question.</i></p>
Ethnicity	<p>Select the option that best describes yourself. <i>You may answer this question "Undeclared."</i></p>
Reason for Assessment	<p>Select the option that best describes your reason(s) for taking this assessment.</p> <p>Options are:</p> <ul style="list-style-type: none"> • Educator preparation program requirement • State educator licensure/certification requirement • Both of the above
Highest Educational Level	<p>Select the highest educational level you have attained prior to this assessment.</p>
Use of Materials	<p>You have the option to consent to have your submission used in support of continued edTPA program improvement activities conducted by Stanford University and Pearson, such as future validity and reliability studies of edTPA. If you give your consent, your materials would be</p>

Question	Instruction
	<p>used without your name or other identifying information and would remain secure.</p> <p>If you do not give consent, your materials will not be used in this manner.</p>
Student Information	<p>Select the option that best describes the percentage of students in your classroom with respect to the following categories:</p> <ul style="list-style-type: none"> • Free/reduced lunch • English language learners • Special education eligibility (not including “gifted/talented”) <p><i>You may decline to answer these questions.</i></p>
Clinical Experience	<p>Select the options that best describe the amount of clinical experience/student teaching that you completed in your program prior to completing edTPA, for both number of weeks and hours per week.</p> <p><i>You may decline to answer these questions.</i></p>

C. Answer the Score Reporting Options Questions

Scores via email: You may elect to have your edTPA Score Profile sent to your email address as a PDF attachment. Candidates' edTPA Score Profiles will also be available in their Pearson accounts.

Additional States to Receive Scores: Note that your scores will automatically be sent to the following entities:

- your educator preparation program
- the Texas Education Agency

If you wish to send your scores to an additional state or states that accept edTPA scores, you must select one or more of those states at this point in your registration.

D. Review Your Registration

Take a moment to review your registration selections. You may use the Change links on the right side of this screen to revise any of your selections.

Review Registration		
Test(s)	Secondary English-Language Arts (National)	Change
Background Questions	edTPA Field Specialty Area: <ul style="list-style-type: none"> Secondary English & Language Arts edTPA Language: <ul style="list-style-type: none"> No Teacher Preparation Route: <ul style="list-style-type: none"> Traditional university-based educator preparation program (no affiliation with alternative preparation route) Classroom Grade Level: <ul style="list-style-type: none"> 11 School Locale: <ul style="list-style-type: none"> City English Language Proficiency: <ul style="list-style-type: none"> Yes Ethnicity: <ul style="list-style-type: none"> White (not of Hispanic origin) Reason for Assessment: <ul style="list-style-type: none"> State educator licensure/certification requirement Highest Educational Level: <ul style="list-style-type: none"> Master's degree Use of Materials: <ul style="list-style-type: none"> Yes, I give my permission to use my edTPA submission to support continued program improvement activities. Student Information: Free/Reduced Lunch: <ul style="list-style-type: none"> 10-25% Student Information: English Language Learners: <ul style="list-style-type: none"> 10-25% Student Information: Special Education Eligibility: <ul style="list-style-type: none"> 10-25% Clinical Experience : Number of Weeks: <ul style="list-style-type: none"> 11-20 Clinical Experience : Hours per Week: <ul style="list-style-type: none"> 11-20 	Change
Score Reporting Options	Scores via Email: <ul style="list-style-type: none"> Yes Additional States to Receive Scores: <ul style="list-style-type: none"> None Selected 	Change
<div style="text-align: center;"> <input type="button" value="Add to Cart"/> </div>		

When you are satisfied with your selections, click Add to Cart.

4. Check Out and Provide Payment

Your registration is now in your cart. Click Check Out.

View Cart

Description	Actions	Price
Registration	Remove	
Secondary English-Language Arts (National)		\$311.00
Texas.gov Price:		\$318.25*

* Secure payment for this service is provided by Texas NIC. The price of this service includes non-refundable funds that support the ongoing operations and enhancements of Texas.gov, provided by third parties in partnership with the State.

[Check Out](#)

You must now acknowledge your agreement to the edTPA Rules of Assessment Participation. They are presented at this point in the registration system for your review.

Agreement

In order to register for edTPA, you must acknowledge that you have had adequate opportunity to review the rules and policies that apply to edTPA registration and testing and agree to abide by them. These rules and policies are contained on the current program website and in the applicable edTPA Rules of Assessment Participation, which are presented below for your review.

edTPA Rules of Assessment Participation

COMPLIANCE WITH ASSESSMENT RULES

By registering for edTPA, you are agreeing to abide by the current Rules of Assessment Participation for edTPA and all rules, procedures, and policies contained on the current Texas Educator Certification Examination Program website and/or in the current edTPA Handbook for the content area for which you have registered.

Rules of Assessment Participation for edTPA

1. PURPOSE OF ASSESSMENT: I understand that this assessment is administered for the purpose of

I acknowledge that I have had adequate opportunity to review, to my satisfaction, the instructions, rules, policies, and other terms and conditions that apply to edTPA registration and testing, which are contained on the current program website and in the applicable edTPA Rules of Assessment Participation provided above for my review, and I agree to abide by the conditions set forth on the current program website, including the edTPA Rules of Assessment Participation.

[Next](#)

On the Payment screen, you will carefully review the policies related to withdrawals and refunds, and acknowledge that you have done so.

Payment

Description	Price
Registration	
World Language (National)	\$311.00
Enter a voucher	
Texas.gov Price:	\$318.25*

* Secure payment for this service is provided by Texas NIC. The price of this service includes non-refundable funds that support the ongoing operations and enhancements of Texas.gov, provided by third parties in partnership with the State.

edTPA Policy

Texas candidates with a valid authorization to test will be charged \$311 for the full edTPA. After submission, Texas candidates will receive an automatic \$30 rebate, for a final fee of \$281.

Texas candidates with a valid edTPA authorization to test will be charged \$311 for a three-task retake, \$211 for a two-task retake, and \$111 for a single-task retake. After submission, Texas candidates will receive an automatic \$30 rebate for a three-task retake, \$20 for a two-task retake, or \$10 for a single-task retake.

Withdrawal/Refund Policy

If you have registered for edTPA, have not yet submitted your assessment for scoring, and would like to withdraw your registration, you may do so by logging in to your account on this website, selecting Current Registrations, then Withdraw, and following the instructions provided.

If you withdraw your registration within 170 days of your registration date, you will receive a partial refund of payment made by you toward your assessment fee, up to: \$200 for a full assessment, \$180 for a 3-task retake (Elementary Education: Literacy with Mathematics Task 4 only), \$120 for a 2-task retake, or \$60 for a single-task retake. Your refund will be issued by Pearson within four weeks of your request. If you do not withdraw before the 170-day window has expired, you will not receive a refund or credit of any kind.

Once you withdraw your registration, you will no longer be able to view or edit your portfolio in the Pearson system. If you want to retain a copy of your portfolio, be sure to save your files prior to withdrawing your registration.

I acknowledge that I have had adequate opportunity to review, to my satisfaction, the policies related to withdrawals stated above.

Previous
Next

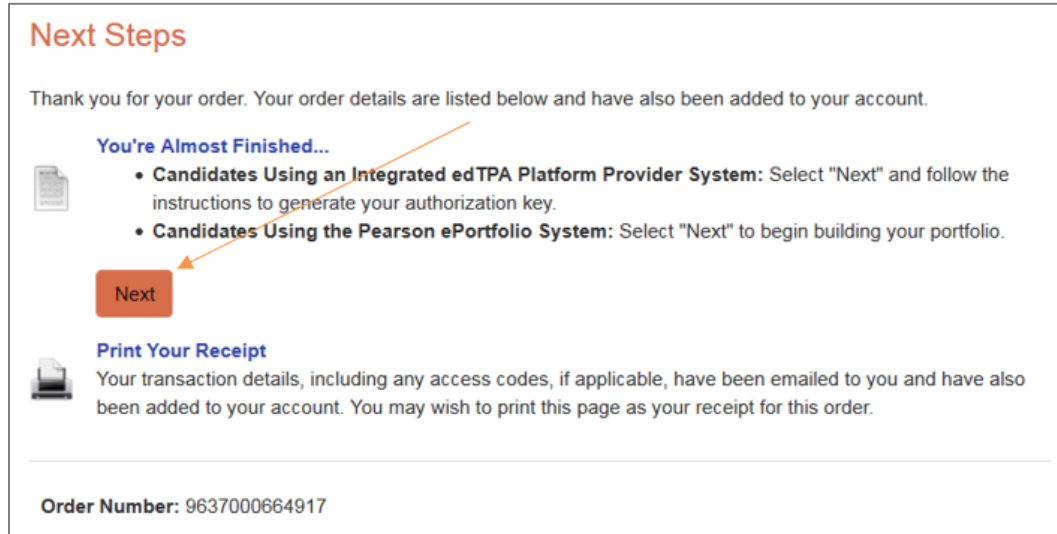
You will then be asked to review your order and proceed to checkout.

Note: Once you submit your order, you will **not** be able to change your assessment selection online. Please confirm that your assessment selection is accurate. If you need assistance, please contact Pearson Customer Support at (866) 565-4872.

You will, however, be able to revise your answers to the background questions and score reporting questions through your account online up until the time you submit your portfolio.

5. Select Your Portfolio System

On the last screen of the registration process, click Next to proceed to indicate your portfolio system.



Next Steps

Thank you for your order. Your order details are listed below and have also been added to your account.

You're Almost Finished...

- **Candidates Using an Integrated edTPA Platform Provider System:** Select "Next" and follow the instructions to generate your authorization key.
- **Candidates Using the Pearson ePortfolio System:** Select "Next" to begin building your portfolio.

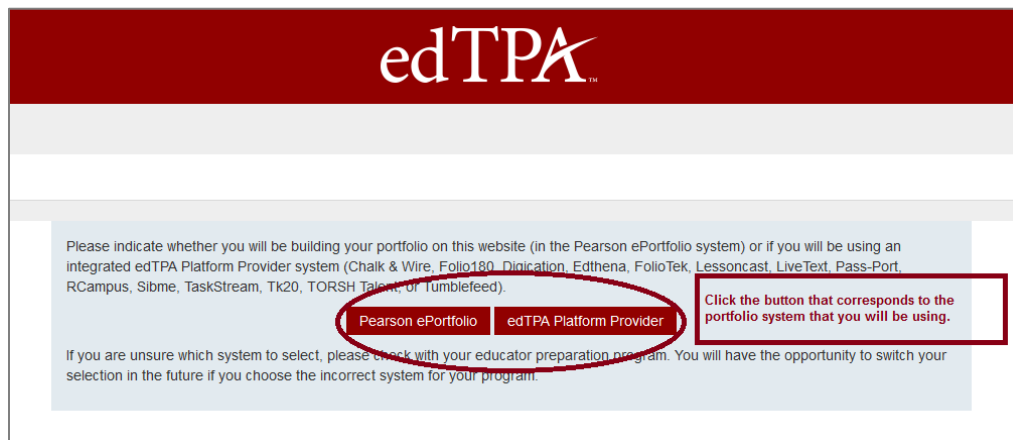
Next

Print Your Receipt

Your transaction details, including any access codes, if applicable, have been emailed to you and have also been added to your account. You may wish to print this page as your receipt for this order.

Order Number: 9637000664917

Indicate whether you will be using the Pearson ePortfolio system or an integrated edTPA platform provider system.



edTPA™

Please indicate whether you will be building your portfolio on this website (in the Pearson ePortfolio system) or if you will be using an integrated edTPA Platform Provider system (Chalk & Wire, Folio180, Dignation, Edthema, FolioTek, Lessoncast, LiveText, Pass-Port, RCampus, Sibme, TaskStream, Tk20, TORSH Talent, or Tumblefeed).

Pearson ePortfolio **edTPA Platform Provider**

Click the button that corresponds to the portfolio system that you will be using.

If you are unsure which system to select, please check with your educator preparation program. You will have the opportunity to switch your selection in the future if you choose the incorrect system for your program.

Candidates using the Pearson ePortfolio system: You may now start building your portfolio in the Pearson system.

Candidates using an integrated edTPA platform provider system: After clicking the edTPA Platform Provider button, you are provided with an Authorization Key to facilitate your portfolio transfer. You will need to enter this key in your platform provider system when you are ready to transfer your portfolio to Pearson.



You will be prompted to review and agree to the terms associated with your Authorization Key. The key will then be emailed to the address you provided during registration. You will also be able to obtain your Authorization Key at any time by logging into your account at www.tx.nesinc.com.

Please contact Pearson Customer Support at (866) 565-4872 if you have any questions about the registration process or about which portfolio system to select.

6. Start Building Your Portfolio

Candidates using the Pearson ePortfolio system: Begin building your portfolio in the Pearson system, available through your account on www.tx.nesinc.com. Candidates are encouraged to review the [online training available](#) on the program website, which include tips, guides, and video tutorials about building and submitting your portfolio.

Candidates using an integrated edTPA platform provider system: Build your portfolio in the system used by your institution. Review the guide "[Transferring Your Portfolio From an Integrated System](#)" when you have completed your portfolio and are ready to transfer it to the Pearson system for submission and scoring.